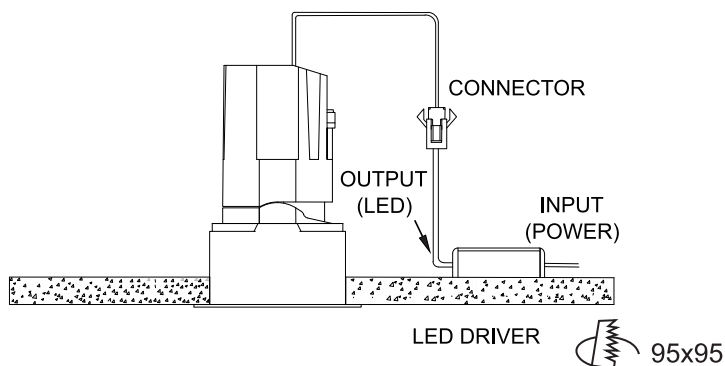
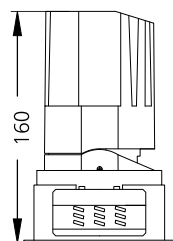



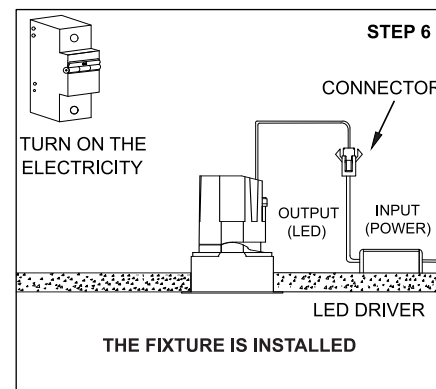
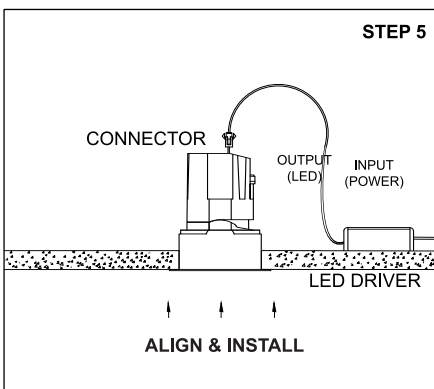
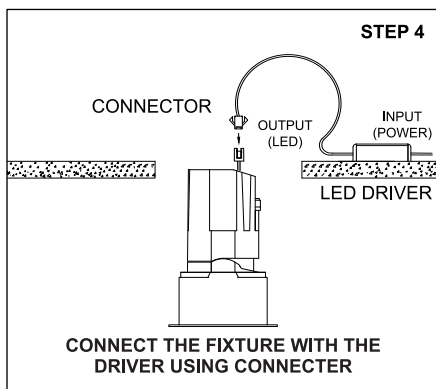
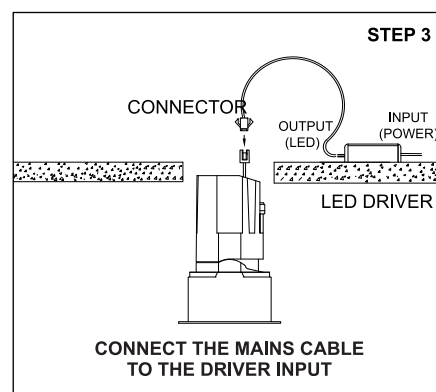
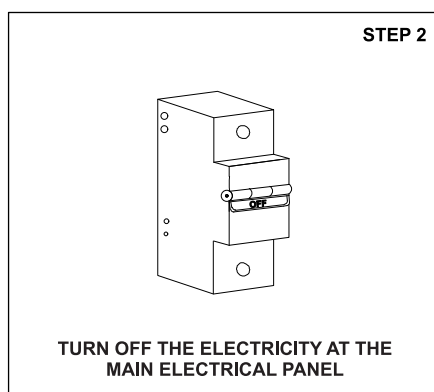
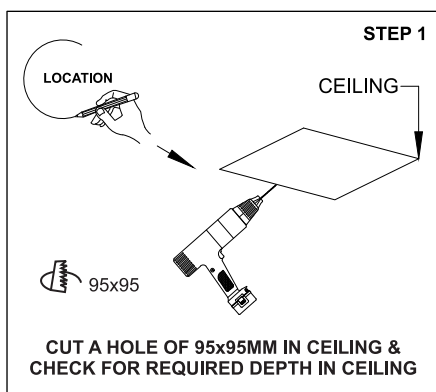
TENACE SQUARE LF



 <p>Class III 220-240 V~50/60Hz</p>	<p>Power 25 Watts / 30 Watts</p>	<p>IP Rating IP65</p>
---	---	----------------------------------

CAUTION - Must Be Installed By A Licensed Electrician Only.

- Please read the instructions for the installation of fixture provided below. Warranty will be void unless followed.
- The installation and operation of this fixture must be in accordance with the national safety regulations. L'azure is not liable when damage is caused due to improper installation.
- Please read the detailed product specification sheet available at www.lazureworldwide.com for any technical information regarding the fixture.
- Over-voltage protection units should be installed in order to prevent electronic and electrical components from failing due to electrical spikes.



Disclaimer : 1. Due to continuous product improvement the installation method is subject to change.
2. Images and procedures are for representation and reference purpose only.