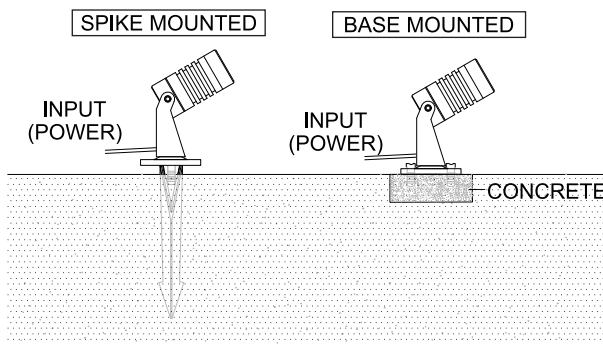
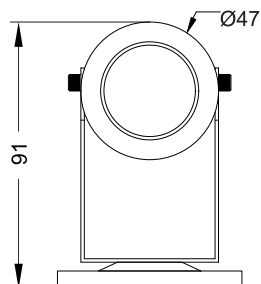


MARCOPIA ROUND 2

#3013



Class III
220-240 V~50/60Hz

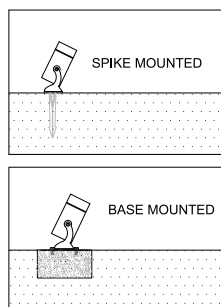
Power
6 Watts

IP Rating
IP65

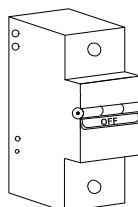
CAUTION - Must Be Installed By A Licensed Electrician Only.

- Please read the instructions for the installation of fixture provided below. Warranty will be void unless followed.
- The installation and operation of this fixture must be in accordance with the national safety regulations. L'azure is not liable when damage is caused due to improper installation.
- Please read the detailed product specification sheet available at www.lazurelighting.com for any technical information regarding the fixture.
- Over-voltage protection units should be installed in order to prevent electronic and electrical components from failing due to voltage spikes.

STEP 1

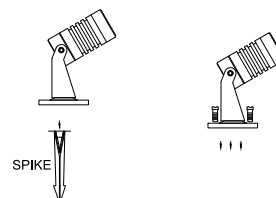


STEP 2



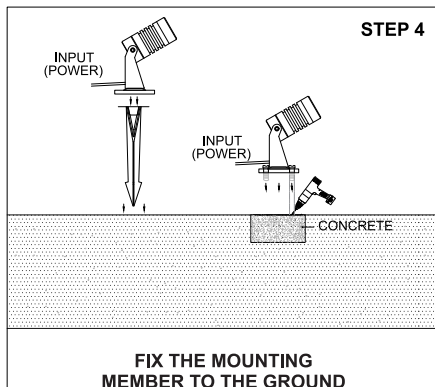
TURN OFF THE SWITCH AT THE MAIN ELECTRICAL PANEL

STEP 3



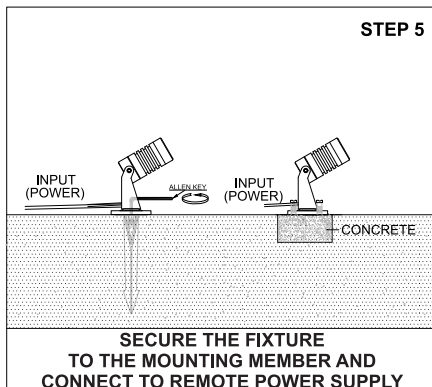
DISMANTLE THE FIXTURE

STEP 4



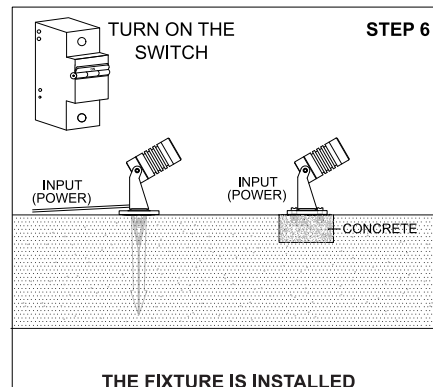
FIX THE MOUNTING MEMBER TO THE GROUND

STEP 5



SECURE THE FIXTURE TO THE MOUNTING MEMBER AND CONNECT TO REMOTE POWER SUPPLY

STEP 6



THE FIXTURE IS INSTALLED

Disclaimer : 1. Due to continuous product improvement the installation method is subject to change.
2. Images and procedures are for representation and reference purpose only.