

Brick - Trimless 1x5 - #1267



10W



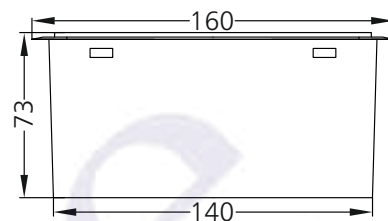
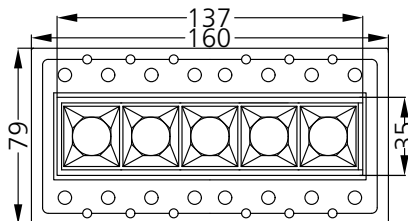
930lm



3000K



15°

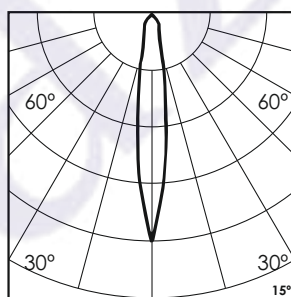
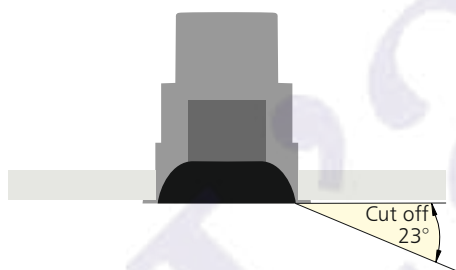


150x45

Photometric Data

Light source	LED - High Power
Power (W)	10W
Delivered lumens	930lm
Source lumens	1375lm
Colour temperature (K)	3000K
Luminaire efficacy	93lm/W
Beam angle	15°
Cutoff angle	23°

Light output ratio	67%
Color rendering index (Ra)	>92
Color rendering index (R9)	>50
Binning MacAdam	<3 SDCM
LED life	L90 B10 Tj75°C
UGR	<19
Operating temperature	-20°C to +50°C
Light distribution	Direct - Symmetric



Technical Data

Mounting detail	Ceiling - Recessed 1-25mm
Fixing detail	Mounting with Screw
Orientation	Fixed
IP rating	IP20
Glow wire test	850°
Trim material	NA
Heatsink material	Diecast alm.

Product weight	415gms
Safety class	III
Insulation class	III
LED current (mA)	500mA
Voltage	AC230V
Forward voltage	DC15V
Driver	CC - Remote

Photometric Graphs

Hue Bin vs Rf Graph



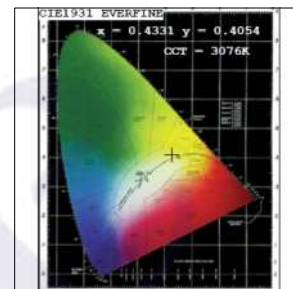
Color Vector Graph



Spectrum vs Wavelength Graph



CIE Chromaticity Graph



Finish Options

Body Finish

- ☐ Matt White
- ☒ Matt Black
- ☐ Custom RAL Color

Reflector Finish

- ☒ Specular
- ☐ Pearl Black

Dimming Options



Constant Current Driver
10w 500mA 220-240V
Non Dimmable



Constant Current Driver
10w 500mA 220-240V
Triac Dimmable



Constant Current Driver
10w 500mA 220-240V
Analog 0-10V / 1-10V Dimmable



Constant Current Driver
10w 500mA 220-240V
Dali Dimmable



Constant Current Driver
10w 500mA 220-240V
Dali Tunable



Constant Current Driver
10w 500mA 220-240V
RF Tunable (operated with RF remote)

L'azure constantly strives to improve our products using the latest technological advancements in the industry.
Due to which the data mentioned in the data sheet is subject to change without prior notice.