

# Brick - Trimless 1x5 - #1267



10W



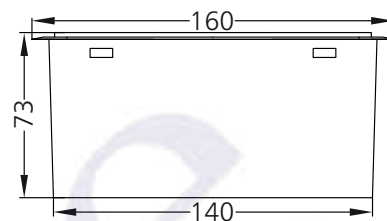
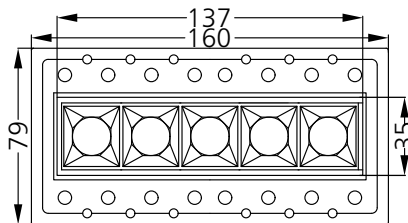
1006lm



3000K



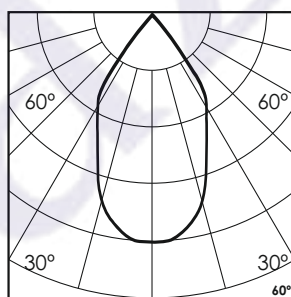
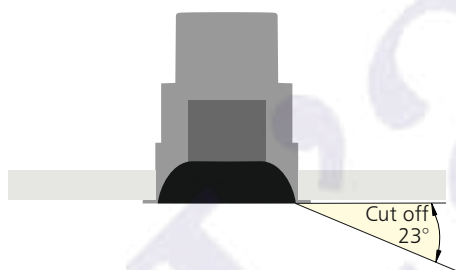
60°



150x45

## Photometric Data

Light source	LED - High Power	Light output ratio	73%
Power (W)	10W	Color rendering index (Ra)	>92
Delivered lumens	1006lm	Color rendering index (R9)	>50
Source lumens	1375lm	Binning MacAdam	<3 SDCM
Colour temperature (K)	3000K	LED life	L90 B10 Tj75°C
Luminaire efficacy	100.6lm/W	UGR	<19
Beam angle	60°	Operating temperature	-20°C to +50°C
Cutoff angle	23°	Light distribution	Direct - Symmetric



## Technical Data

Mounting detail	Ceiling - Recessed 1-25mm	Product weight	415gms
Fixing detail	Mounting with Screw	Safety class	III
Orientation	Fixed	Insulation class	III
IP rating	IP20	LED current (mA)	500mA
Glow wire test	850°	Voltage	AC230V
Trim material	NA	Forward voltage	DC15V
Heatsink material	Diecast alm.	Driver	CC - Remote

## Photometric Graphs

Hue Bin vs Rf Graph



Color Vector Graph



Spectrum vs Wavelength Graph



CIE Chromaticity Graph



## Finish Options

### Body Finish

- ☐ Matt White
- ☒ Matt Black
- ☐ Custom RAL Color

### Reflector Finish

- ☒ Specular
- ☐ Pearl Black

## Dimming Options



Constant Current Driver  
10w 500mA 220-240V  
Non Dimmable



Constant Current Driver  
10w 500mA 220-240V  
Triac Dimmable



Constant Current Driver  
10w 500mA 220-240V  
Analog 0-10V / 1-10V Dimmable



Constant Current Driver  
10w 500mA 220-240V  
Dali Dimmable



Constant Current Driver  
10w 500mA 220-240V  
Dali Tunable



Constant Current Driver  
10w 500mA 220-240V  
RF Tunable (operated with RF remote)