

Allura Neo SF - 2 T - #1423



10W



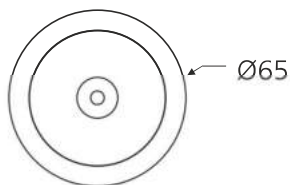
870lm



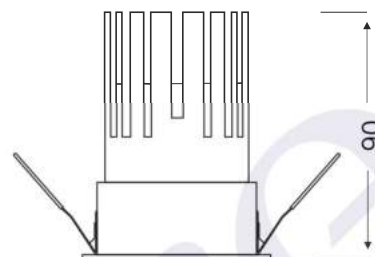
3000K



15°

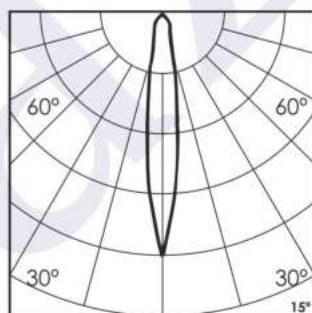
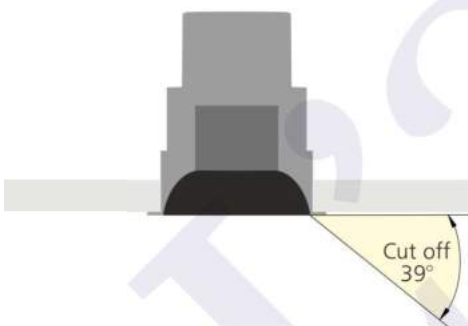


Ø65



Photometric Data

Light source	LED - Array	Light output ratio	71%
Power (W)	10W	Color rendering index (Ra)	>95
Delivered lumens	870lm	Color rendering index (R9)	>85
Source lumens	1210lm	Binning MacAdam	<2 SDCM
Colour temperature (K)	3000K	LED life	L90 B10 Tj75°C
Luminaire efficacy	87lm/W	UGR	<16
Beam angle	15°	Operating temperature	-20°C to +50°C
Cutoff angle	39°	Light distribution	Direct - Symmetric

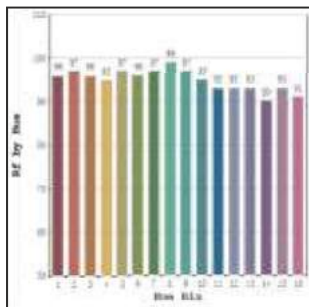


Technical Data

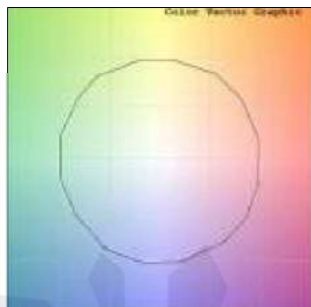
Mounting detail	Ceiling - Recessed 1-25mm	Product weight	122gms
Fixing detail	Dual tension spring	Safety class	III
Orientation	Fixed	Insulation class	III
IP rating	IP44	LED current (mA)	250mA
Glow wire test	850°	Voltage	220V-240V
Trim material	Diecast alm.	Forward voltage	36V
Heatsink material	Diecast alm.	Driver	In-built

Photometric Graphs

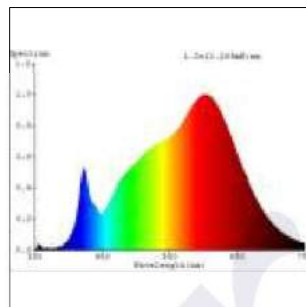
Hue Bin vs Rf Graph



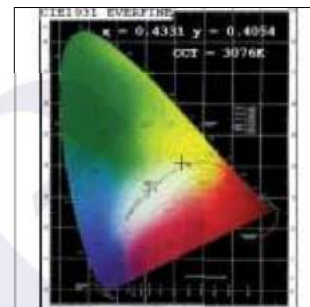
Color Vector Graph



Spectrum vs Wavelength Graph



CIE Chromaticity Graph



Finish Options

Trim Finish

- ☐ Matt White
- ☒ Matt Black
- ☐ Custom RAL Color

Interior Finish

- ☐ Matt White
- ☒ Matt Black
- ☐ Specular
- ☐ Pearl Black
- ☐ Matt Silver
- ☐ Matt Gold

Filter Options



Honeycomb Filter

Above filters can be added to the fixture and need to be ordered as a separate accessory

Dimming Options



Constant Current Driver
10w 250mA 220-240V
Non Dimmable



Constant Current Driver
10w 250mA 220-240V
Triac Dimmable



Constant Current Driver
10w 250mA 220-240V
Analog 0-10V / 1-10V Dimmable



Constant Current Driver
10w 250mA 220-240V
Dali Dimmable



Constant Current Driver
10w 250mA 220-240V
Dali Tunable



Constant Current Driver
10w 250mA 220-240V
RF Tunable (operated with RF remote)

L'azure constantly strives to improve our products using the latest technological advancements in the industry.
Due to which the data mentioned in the data sheet is subject to change without prior notice.