

# Aurele Inwards M - #1411



36W



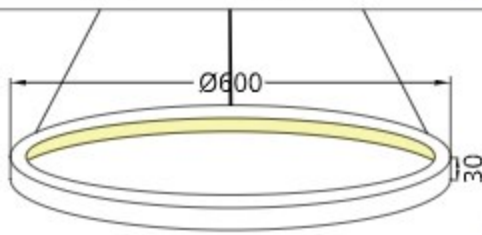
2860lm



3000K

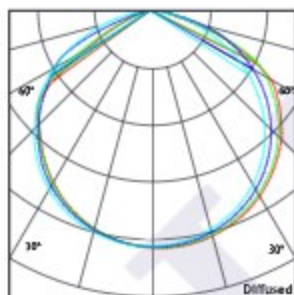


Diffused



## Photometric Data

Light source	LED - Low Power	Light output ratio	60%
Power (W)	36W	Color rendering index (Ra)	>92
Delivered lumens	2860lm	Color rendering index (R9)	>50
Source lumens	4716lm	Binning MacAdam	<3 SDCM
Colour temperature (K)	3000K	LED life	L90 B10 Tj75°C
Luminaire efficacy	79.44lm/W	UGR	<19
Beam angle	Diffused	Operating temperature	-20°C to +50°C
Cutoff angle	NA	Light distribution	Direct - Diffused




## Technical Data


Mounting detail	Ceiling - Pendant	Product weight	403gms
Fixing detail	Hanging Wire	Safety class	III
Orientation	Fixed	Insulation class	III
IP rating	IP20	Voltage	AC230V
Glow wire test	850°	Forward voltage	DC24V
Trim material	Aluminium	Driver	CV - Remote
Heatsink material	Aluminium		

## Photometric Graphs

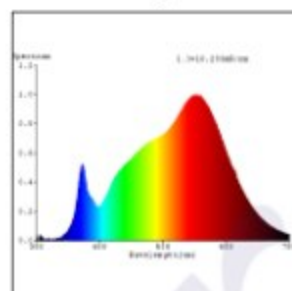
Hue Bin vs Rf Graph



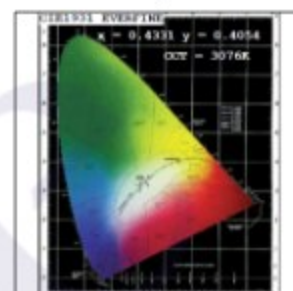
Color Vector Graph



Spectrum vs Wavelength Graph



CIE Chromaticity Graph



## Finish Options

### Trim Finish

- ☐ Matt White
- ☐ Matt Black
- ☐ Custom RAL Color

### Interior Finish

NA

## Dimming Options



Constant Voltage Driver  
DC24V  
Non Dimmable



Constant Voltage Driver  
DC24V  
Triac Dimmable



Constant Voltage Driver  
DC24V  
Analog 0-10V / 1-10V Dimmable



Constant Voltage Driver  
DC24V  
Dali Dimmable



Constant Voltage Driver  
DC24V  
Dali Tunable



Constant Voltage Driver  
DC24V  
RF Tunable (operated with RF remote)

L'azure constantly strives to improve our products using the latest technological advancements in the industry.  
Due to which the data mentioned in the data sheet is subject to change without prior notice.