

Side Bend S - IP65 - #2173



12W/M




895lm/m



4000K



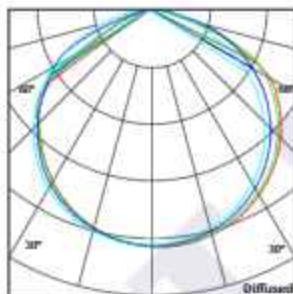
Diffused


Max Length
5000MM

Photometric Data

Light source	LED - Low Power
Power (W)	12W/M
Delivered lumens	895lm/m
Source lumens	1668lm/m
Colour temperature (K)	4000K
Luminaire efficacy	74.58lm/W
Beam angle	Diffused

Light output ratio	53%
Color rendering index (Ra)	> 92
Color rendering index (R9)	> 50
Binning MacAdam	< 3 SDCM
LED life	L90 B10 Tj75°C
Operating temperature	-20°C to +50°C
Light distribution	Direct - Diffused



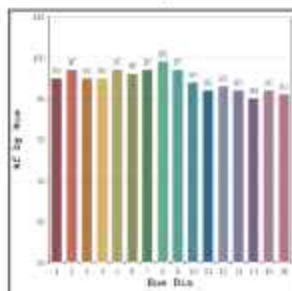
Technical Data

Mounting detail	Profile or Clamp Mounted
Fixing detail	Screw Mounting
Orientation	Fixed
IP rating	IP65
Glow wire test	850°

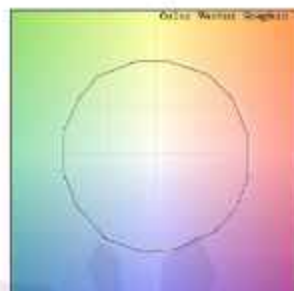
Safety class	III
Insulation class	III
Driver Input Voltage	AC230V
Flexum voltage	DC24V
Driver	CV - Remote

Photometric Graphs

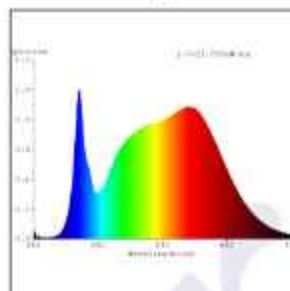
Hue Bin vs Rf Graph




Color Vector Graph



Spectrum vs Wavelength Graph



CIE Chromaticity Graph



Accessories Options



Side Bend
Radius 300mm



Front
Cable Entry



Mounting
Chain



Mounting
Clamp



Mounting
Profile

Dimming Options



Constant Voltage Driver
75w DC24V
Non Dimmable



Constant Voltage Driver
75w DC24V
Triac Dimmable



Constant Voltage Driver
75w DC24V
Analog 0-10V / 1-10V Dimmable



Constant Voltage Driver
75w DC24V
Dali Dimmable

L'azure constantly strives to improve our products using the latest technological advancements in the industry.
Due to which the data mentioned in the data sheet is subject to change without prior notice.