

Top Bend L - IP65 - #2187



24W/M



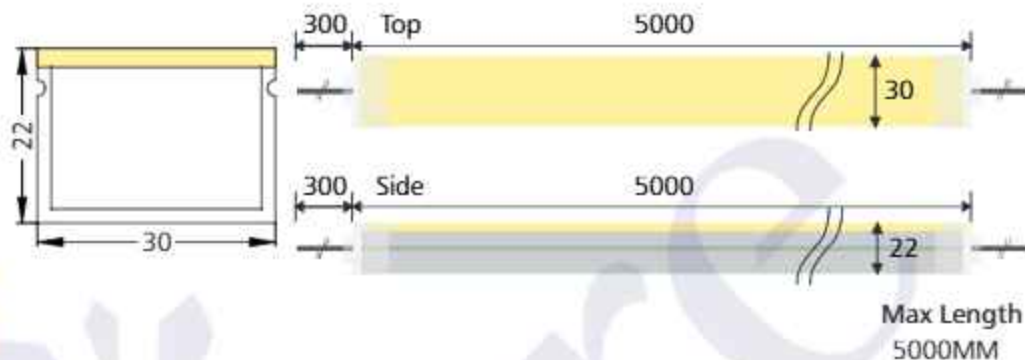
1905lm/m



3000K

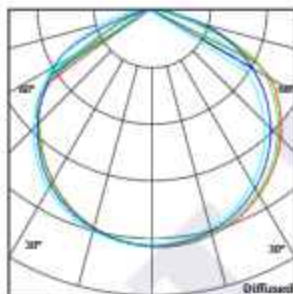


Diffused



Photometric Data

Light source	LED - Low Power	Light output ratio	60%
Power (W)	24W/M	Color rendering index (Ra)	> 92
Delivered lumens	1905lm/m	Color rendering index (R9)	> 50
Source lumens	3144lm/m	Binning MacAdam	< 3 SDCM
Colour temperature (K)	3000K	LED life	L90 B10 Tj75°C
Luminaire efficacy	79.37lm/W	Operating temperature	-20°C to +50°C
Beam angle	Diffused	Light distribution	Direct - Diffused




Technical Data


Mounting detail	Profile or Clamp Mounted	Safety class	III
Fixing detail	Screw Mounting	Insulation class	III
Orientation	Fixed	Driver Input Voltage	AC230V
IP rating	IP65	Flexum voltage	DC24V
Glow wire test	850°	Driver	CV - Remote

Photometric Graphs

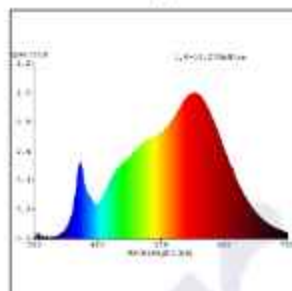
Hue Bin vs Rf Graph



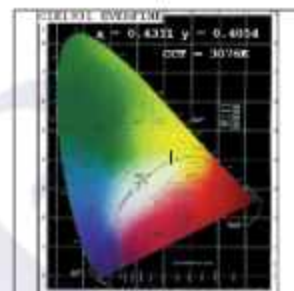
Color Vector Graph



Spectrum vs Wavelength Graph



CIE Chromaticity Graph



Accessories Options



Top Bend
Radius 500mm



Front
Cable Entry



Mounting
Clamp



Mounting
Profile

Dimming Options



Constant Voltage Driver
75w DC24V
Non Dimmable



Constant Voltage Driver
75w DC24V
Triac Dimmable



Constant Voltage Driver
75w DC24V
Analog 0-10V / 1-10V Dimmable



Constant Voltage Driver
75w DC24V
Dali Dimmable

L'azure constantly strives to improve our products using the latest technological advancements in the industry.
Due to which the data mentioned in the data sheet is subject to change without prior notice.