

# Top Bend S - IP65 - #2183



12W/M




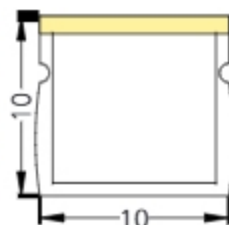

985lm/m



4000K

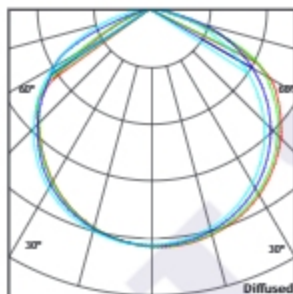


Diffused



## Photometric Data

Light source	LED - Low Power	Light output ratio	59%
Power (W)	12W/M	Color rendering index (Ra)	> 92
Delivered lumens	985lm/m	Color rendering index (R9)	> 50
Source lumens	1668lm/m	Binning MacAdam	< 3 SDCM
Colour temperature (K)	4000K	LED life	L90 B10 Tj75°C
Luminaire efficacy	82.08lm/W	Operating temperature	-20°C to + 50°C
Beam angle	Diffused	Light distribution	Direct - Diffused

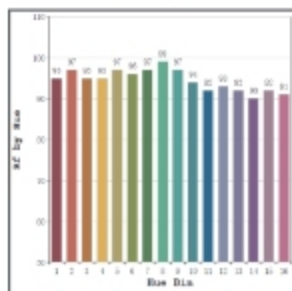


## Technical Data

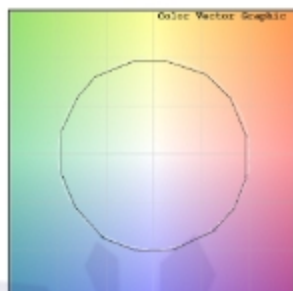
Mounting detail	Profile or Clamp Mounted	Safety class	III
Fixing detail	Screw Mounting	Insulation class	III
Orientation	Fixed	Driver Input Voltage	AC230V
IP rating	IP65	Flexum voltage	DC24V
Glow wire test	850°	Driver	CV - Remote

## Photometric Graphs

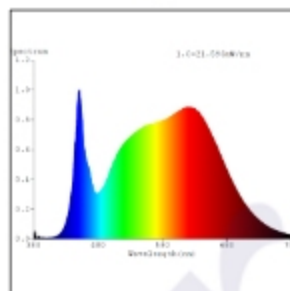
Hue Bin vs Rf Graph



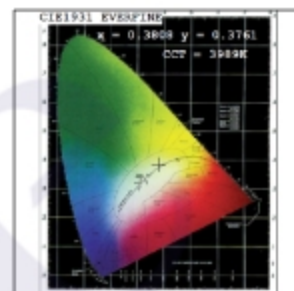
Color Vector Graph



Spectrum vs Wavelength Graph



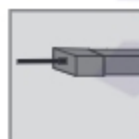
CIE Chromaticity Graph



## Accessories Options



Top Bend  
Radius 300mm



Front  
Cable Entry



Side  
Cable Entry




Bottom  
Cable Entry



Mounting  
Chain



Mounting  
Clamp



Mounting  
Profile

## Dimming Options



Constant Voltage Driver  
75w DC24V  
Non Dimmable



Constant Voltage Driver  
75w DC24V  
Triac Dimmable



Constant Voltage Driver  
75w DC24V  
Analog 0-10V / 1-10V Dimmable



Constant Voltage Driver  
75w DC24V  
Dali Dimmable

L'azure constantly strives to improve our products using the latest technological advancements in the industry.  
Due to which the data mentioned in the data sheet is subject to change without prior notice.