


Joule Decorative Magnetic - Track & Adapter



**Invi Pendant Track
#2071**



**Invi Recessed Track
#2072**



Adapter

Joule Invi Magnetic - Adapter


- The above image shows the 3D view of the track adapter used in the Joule Invi series. The Joule Decorative fixtures need to be ordered with this adapter when they are required to be placed along with other Joule Invi fixtures in the Joule Invi Track.



**Discreet Surface Track
#2248**



**Discreet - Power Supply
#2251**



Adapter

Joule Discreet Magnetic - Adapter

- The above image shows the 3D view of the track adapter used in the Joule Discreet series. The Joule Decorative fixtures need to be ordered with this adapter when they are required to be placed along with other Joule Discreet fixtures in the Joule Discreet Track.



**Standard Surface Track
#2145**



**Standard Recessed Track
#2146**



Adapter

Joule Standard Magnetic - Adapter

- The above image shows the 3D view of the track adapter used in the Joule Standard series. The Joule Decorative fixtures need to be ordered with this adapter when they are required to be placed along with other Joule Standard fixtures in the Joule Standard Track.

The Decorative Fixtures are common to Joule Invi, Joule Discreet & Joule Standard Series.

Decorative - Celestial - #2244



5W



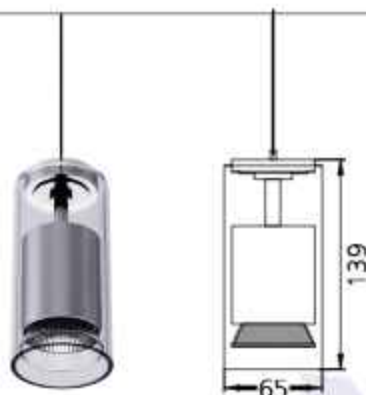
420lm



4000K

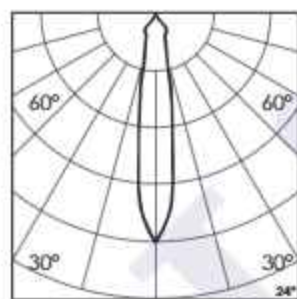


24°



Photometric Data

Light source	LED - High Power	Light output ratio	60%
Power (W)	5W	Color rendering index (Ra)	>92
Delivered lumens	420lm	Color rendering index (R9)	>50
Source lumens	695lm	Binning MacAdam	<3 SDCM
Colour temperature (K)	4000K	LED life	L90 B10 Tj75°C
Luminaire efficacy	84lm/W	UGR	<19
Beam angle	24°	Operating temperature	-20°C to +50°C
Cutoff angle	NA	Light distribution	Direct - Symmetric

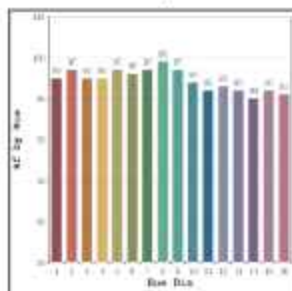


Technical Data

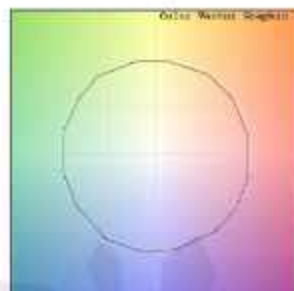
Mounting detail	Pendant	Product weight	285gms
Fixing detail	Suspension Wire	Safety class	III
Orientation	Fixed	Insulation class	III
IP rating	IP20	Voltage	AC230V
Glow wire test	850°	Forward voltage	DC48V
Trim material	NA	Driver	CV - Remote
Heatsink material	Aluminium Extrusion		

Photometric Graphs

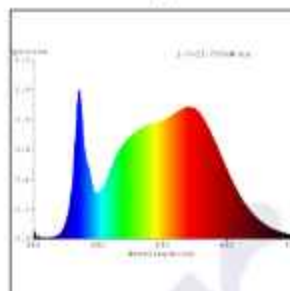
Hue Bin vs Rf Graph




Color Vector Graph



Spectrum vs Wavelength Graph



CIE Chromaticity Graph



Finish Options

Body Finish

- ☐ Transparent Glass
- ☒ Custom RAL Color

Interior Finish

- ☒ Specular
- ☐ Matt Gold

Dimming Options



Non Dimmable Remote Driver

L'azure constantly strives to improve our products using the latest technological advancements in the industry.
Due to which the data mentioned in the data sheet is subject to change without prior notice.