

# Quadran - Square M T - #1118



20W



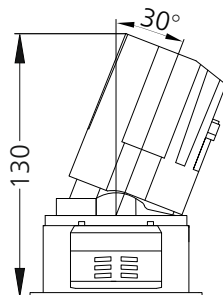
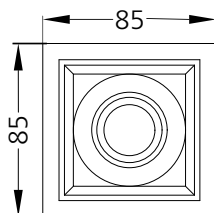
1876lm



4000K



24°

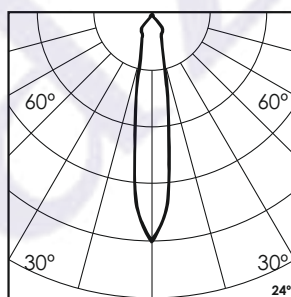
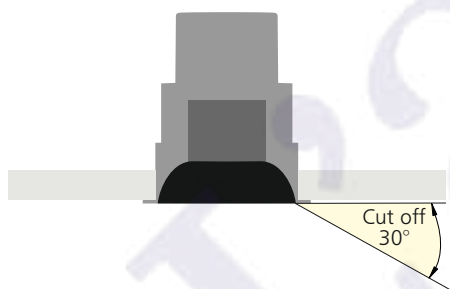


75x75

360°  
Tilt & Rotate

## Photometric Data

|                        |             |                            |                    |
|------------------------|-------------|----------------------------|--------------------|
| Light source           | LED - Array | Light output ratio         | 71%                |
| Power (W)              | 20W         | Color rendering index (Ra) | >95                |
| Delivered lumens       | 1876lm      | Color rendering index (R9) | >85                |
| Source lumens          | 2640lm      | Binning MacAdam            | <2 SDCM            |
| Colour temperature (K) | 4000K       | LED life                   | L90 B10 Tj75°C     |
| Luminaire efficacy     | 93.81lm/W   | UGR                        | <16                |
| Beam angle             | 24°         | Operating temperature      | -20°C to +50°C     |
| Cutoff angle           | 30°         | Light distribution         | Direct - Symmetric |



## Technical Data

|                   |                           |                  |             |
|-------------------|---------------------------|------------------|-------------|
| Mounting detail   | Ceiling - Recessed 1-25mm | Product weight   | 387gms      |
| Fixing detail     | Dual tension spring       | Safety class     | III         |
| Orientation       | Adjustable                | Insulation class | III         |
| IP rating         | IP65                      | LED current (mA) | 500mA       |
| Glow wire test    | 850°                      | Voltage          | AC230V      |
| Trim material     | Diecast alm.              | Forward voltage  | DC36V       |
| Heatsink material | Diecast alm.              | Driver           | CC - Remote |

## Photometric Graphs

Hue Bin vs Rf Graph



Color Vector Graph



Spectrum vs Wavelength Graph



CIE Chromaticity Graph



## Finish Options

### Trim Finish

- ☐ Matt White
- ☒ Matt Black
- ☐ Custom RAL Color

### Reflector Finish

- ☐ Matt White
- ☒ Matt Black
- ☐ Specular
- ☐ Pearl Black
- ☐ Black Chrome
- ☐ Matt Silver
- ☐ Matt Gold

## Filter Options



Honeycomb Filter



Diffusion Lens



Softening Lens

Above filters can be added to the fixture and need to be ordered as a separate accessory

## Dimming Options



Constant Current Driver  
20w 500mA 220-240V  
Non Dimmable



Constant Current Driver  
20w 500mA 220-240V  
Triac Dimmable



Constant Current Driver  
20w 500mA 220-240V  
Analog 0-10V / 1-10V Dimmable



Constant Current Driver  
20w 500mA 220-240V  
Dali Dimmable



Constant Current Driver  
20w 500mA 220-240V  
Dali Tunable



Constant Current Driver  
20w 500mA 220-240V  
RF Tunable (operated with RF remote)

L'azure constantly strives to improve our products using the latest technological advancements in the industry.  
Due to which the data mentioned in the data sheet is subject to change without prior notice.