

Trinsic Ace L - #1359



35W




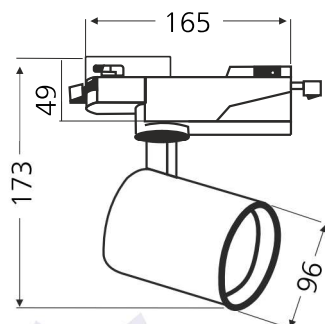
2726lm



3000K

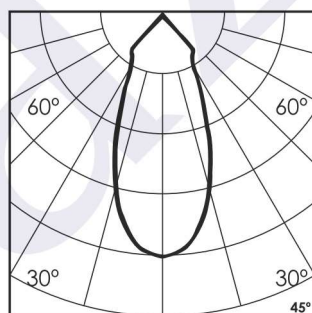
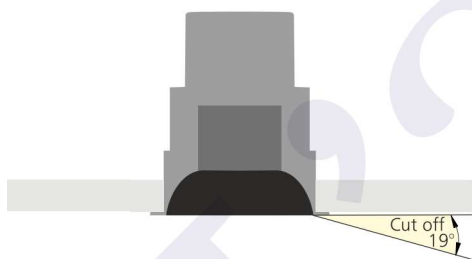


45°



Photometric Data

Light source	LED - Array	Light output ratio	73%
Power (W)	35W	Color rendering index (Ra)	>95
Delivered lumens	3035lm	Color rendering index (R9)	>85
Source lumens	4119lm	Binning MacAdam	<2 SDCM
Colour temperature (K)	3000K	LED life	L90 B10 Tj75°C
Luminaire efficacy	86.7lm/W	UGR	<19
Beam angle	45°	Operating temperature	-20°C to +50°C
Cutoff angle	19°	Light distribution	Direct - Symmetric

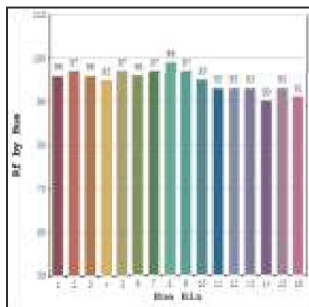


Technical Data

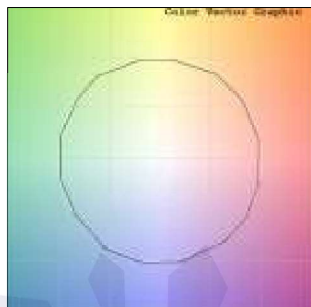
Mounting detail	Track Mounted	Product weight	645gms
Fixing detail	Track Channel	Safety class	III
Orientation	Adjustable	Insulation class	III
IP rating	IP44	LED current (mA)	750mA
Glow wire test	850°	Voltage	AC230V
Trim material	NA	Forward voltage	DC36V
Heatsink material	Diecast alm.	Driver	Remote

Photometric Graphs

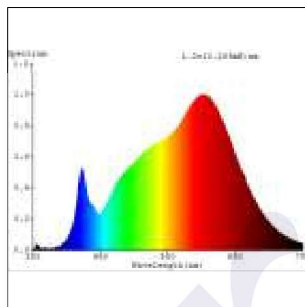
Hue Bin vs Rf Graph



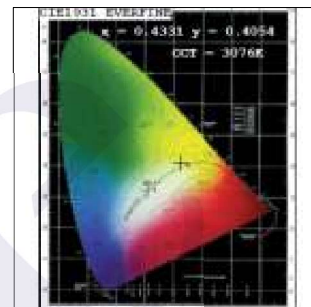
Color Vector Graph



Spectrum vs Wavelength Graph



CIE Chromaticity Graph



Finish Options

Body Finish

- ☐ Matt White
- ☒ Matt Black
- ☐ Custom RAL Color

Interior Finish

- ☐ Matt White
- ☒ Matt Black
- ☐ Matt Silver
- ☐ Matt Gold

Filter Options



Honeycomb Filter



Softening Lens

Above filters can be added to the fixture and need to be ordered as a separate accessory

Dimming Options



Constant Current Driver
35w 750mA 220-240V
Non Dimmable



Constant Current Driver
35w 750mA 220-240V
Triac Dimmable



Constant Current Driver
35w 750mA 220-240V
Analog 0-10V / 1-10V Dimmable



Constant Current Driver
35w 750mA 220-240V
Dali Dimmable

L'azure constantly strives to improve our products using the latest technological advancements in the industry.
Due to which the data mentioned in the data sheet is subject to change without prior notice.