

Vibrance Wall Duo RM - #3082



2x10W



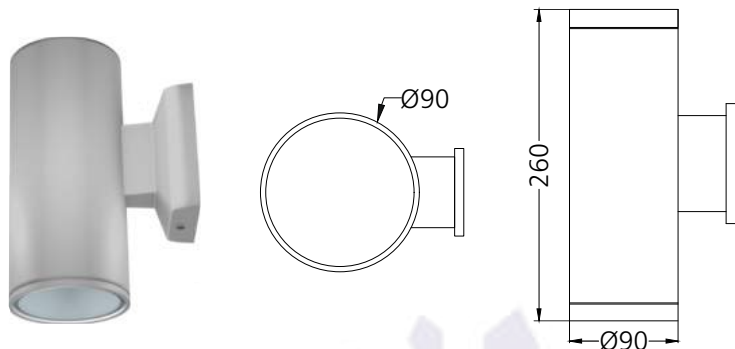
2x912lm



3000K


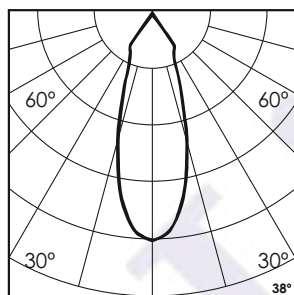


38°



Photometric Data

Light source	LED - Array	Light output ratio	75%
Power (W)	2x10W	Color rendering index (Ra)	>95
Delivered lumens	2x912lm	Color rendering index (R9)	>85
Source lumens	2x1210lm	Binning MacAdam	<2 SDCM
Colour temperature (K)	3000K	LED life	L90 B10 Tj75°C
Luminaire efficacy	91.2lm/W	UGR	<19
Beam angle	38°	Operating temperature	-20°C to +50°C
Cutoff angle	NA	Light distribution	Direct - Symmetric



Technical Data

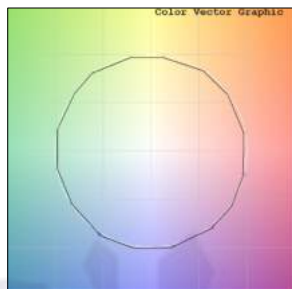
Mounting detail	Surface	Product weight	792gms
Fixing detail	Mounting with Screw	Safety class	III
Orientation	Fixed	Insulation class	III
IP rating	IP65	LED current (mA)	250mA
Glow wire test	850°	Voltage	AC230V
Trim material	NA	Forward voltage	DC36V
Heatsink material	Diecast alm.	Driver	In-built

Photometric Graphs

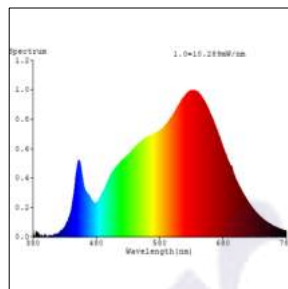
Hue Bin vs Rf Graph



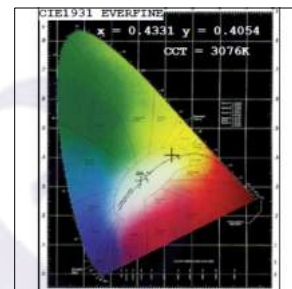
Color Vector Graph



Spectrum vs Wavelength Graph



CIE Chromaticity Graph



Finish Options

Body Finish

- ☐ Matt White
- ☒ Matt Black
- ☒ Matt Grey
- ☐ Custom RAL Color

Filter Options



Honeycomb Filter

Above filters can be added to the fixture and need to be ordered as a separate accessory

Dimming Options



Constant Current Driver
10w 250mA 220-240V
Non Dimmable



Constant Current Driver
10w 250mA 220-240V
Triac Dimmable



Constant Current Driver
10w 250mA 220-240V
Analog 0-10V / 1-10V Dimmable



Constant Current Driver
10w 250mA 220-240V
Dali Dimmable

L'azure constantly strives to improve our products using the latest technological advancements in the industry.
Due to which the data mentioned in the data sheet is subject to change without prior notice.