

# iSkew Flat Mini Fix - #1318



5W




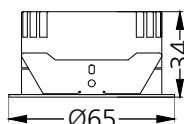
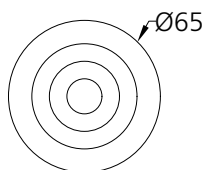
388lm



2700K

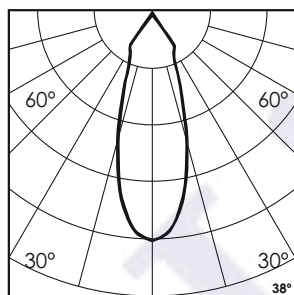


38°



## Photometric Data

Light source	LED - Array	Light output ratio	85%
Power (W)	5W	Color rendering index (Ra)	>95
Delivered lumens	388lm	Color rendering index (R9)	>85
Source lumens	455lm	Binning MacAdam	<2 SDCM
Colour temperature (K)	2700K	LED life	L90 B10 Tj75°C
Luminaire efficacy	77.7lm/W	UGR	<19
Beam angle	38°	Operating temperature	-20°C to +50°C
Cutoff angle	NA	Light distribution	Direct - Symmetric



## Technical Data

Mounting detail	Ceiling - Recessed 1-25mm	Product weight	89gms
Fixing detail	Dual tension spring	Safety class	III
Orientation	Fixed	Insulation class	III
IP rating	IP20	LED current (mA)	120mA
Glow wire test	850°	Voltage	AC230V
Trim material	Diecast alm.	Forward voltage	DC36V
Heatsink material	Diecast alm.	Driver	CC - Remote

## Photometric Graphs

Hue Bin vs Rf Graph



Color Vector Graph



Spectrum vs Wavelength Graph



CIE Chromaticity Graph



## Finish Options

### Trim Finish

- ☐ Matt White
- ☒ Matt Black
- ☐ Custom RAL Color

### Interior Finish

- ☐ Matt White

## Dimming Options



Constant Current Driver  
5w 120mA 220-240V  
Non Dimmable



Constant Current Driver  
5w 120mA 220-240V  
Triac Dimmable



Constant Current Driver  
5w 120mA 220-240V  
Analog 0-10V / 1-10V Dimmable



Constant Current Driver  
5w 120mA 220-240V  
Dali Dimmable



Constant Current Driver  
5w 120mA 220-240V  
Dali Tunable



Constant Current Driver  
5w 120mA 220-240V  
RF Tunable (operated with RF remote)

L'azure constantly strives to improve our products using the latest technological advancements in the industry.  
Due to which the data mentioned in the data sheet is subject to change without prior notice.