

iSkew Niche Midi - #1305



1W



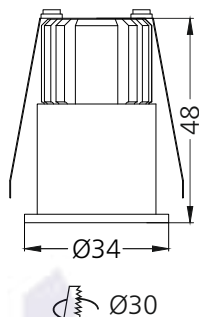
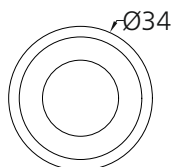
85lm



4000K

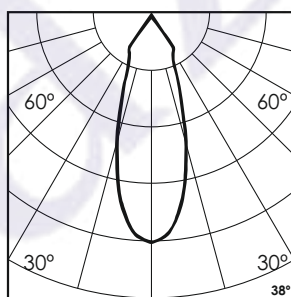
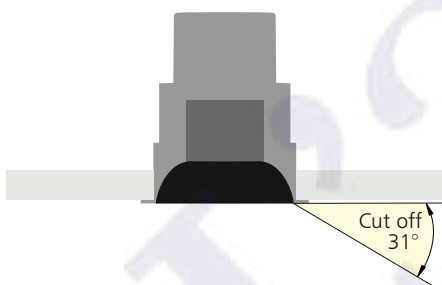


38°



Photometric Data

Light source	LED - High Power	Light output ratio	70%
Power (W)	1W	Color rendering index (Ra)	>92
Delivered lumens	85lm	Color rendering index (R9)	>50
Source lumens	121lm	Binning MacAdam	<3 SDCM
Colour temperature (K)	4000K	LED life	L90 B10 Tj75°C
Luminaire efficacy	85.7lm/W	UGR	<19
Beam angle	38°	Operating temperature	-20°C to +50°C
Cutoff angle	31°	Light distribution	Direct - Symmetric



Technical Data

Mounting detail	Ceiling - Recessed 1-25mm	Product weight	41gms
Fixing detail	Dual tension spring	Safety class	III
Orientation	Fixed	Insulation class	III
IP rating	IP20	LED current (mA)	300mA
Glow wire test	850°	Voltage	AC230V
Trim material	Diecast alm.	Forward voltage	DC3V
Heatsink material	Diecast alm.	Driver	CC - Remote

Photometric Graphs

Hue Bin vs Rf Graph



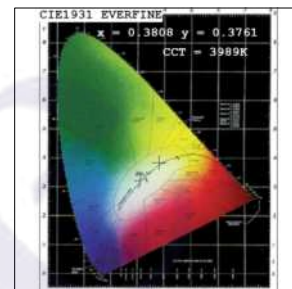
Color Vector Graph



Spectrum vs Wavelength Graph



CIE Chromaticity Graph



Finish Options

Trim Finish

- ☐ Matt White
- ☒ Matt Black
- ☐ Custom RAL Color

Interior Finish

- ☐ Matt White
- ☒ Matt Black

Dimming Options



Constant Current Driver
1w 300mA 220-240V
Non Dimmable



Constant Current Driver
1w 300mA 220-240V
Triac Dimmable



Constant Current Driver
1w 300mA 220-240V
Analog 0-10V / 1-10V Dimmable



Constant Current Driver
1w 300mA 220-240V
Dali Dimmable