

iSkew Niche Mini - #1304



1W




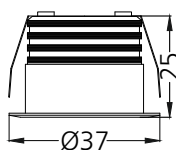
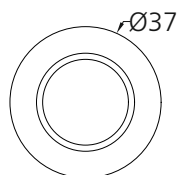
86lm



3000K

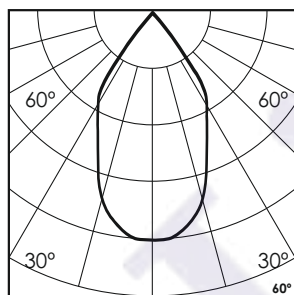


60°



Photometric Data

Light source	LED - High Power	Light output ratio	77%
Power (W)	1W	Color rendering index (Ra)	> 92
Delivered lumens	86lm	Color rendering index (R9)	> 50
Source lumens	112lm	Binning MacAdam	< 3 SDCM
Colour temperature (K)	3000K	LED life	L90 B10 Tj75°C
Luminaire efficacy	86.6lm/W	UGR	< 19
Beam angle	60°	Operating temperature	-20°C to +50°C
Cutoff angle	NA	Light distribution	Direct - Symmetric



Technical Data

Mounting detail	Ceiling - Recessed 1-25mm	Product weight	36gms
Fixing detail	Dual tension spring	Safety class	III
Orientation	Fixed	Insulation class	III
IP rating	IP20	LED current (mA)	300mA
Glow wire test	850°	Voltage	AC230V
Trim material	Diecast alm.	Forward voltage	DC3V
Heatsink material	Diecast alm.	Driver	CC - Remote

Photometric Graphs

Hue Bin vs Rf Graph



Color Vector Graph



Spectrum vs Wavelength Graph



CIE Chromaticity Graph



Finish Options

Trim Finish

- ☐ Matt White
- ☒ Matt Black
- ☐ Custom RAL Color

Interior Finish

- ☐ Matt White
- ☒ Matt Black

Dimming Options



Constant Current Driver
1w 300mA 220-240V
Non Dimmable



Constant Current Driver
1w 300mA 220-240V
Triac Dimmable



Constant Current Driver
1w 300mA 220-240V
Analog 0-10V / 1-10V Dimmable



Constant Current Driver
1w 300mA 220-240V
Dali Dimmable