

# iSkew Tilt - #1312



7W



580lm



4000K

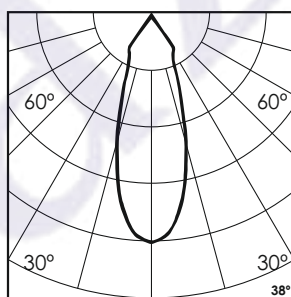
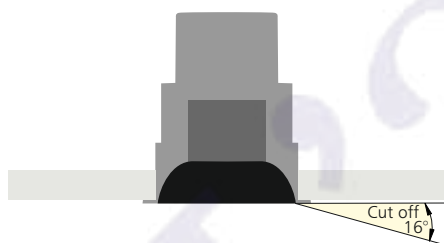


38°



## Photometric Data

Light source	LED - Array	Light output ratio	79%
Power (W)	7W	Color rendering index (Ra)	>95
Delivered lumens	580lm	Color rendering index (R9)	>85
Source lumens	735lm	Binning MacAdam	<2 SDCM
Colour temperature (K)	4000K	LED life	L90 B10 Tj75°C
Luminaire efficacy	82.98lm/W	UGR	<19
Beam angle	38°	Operating temperature	-20°C to +50°C
Cutoff angle	16°	Light distribution	Direct - Symmetric



## Technical Data

Mounting detail	Ceiling - Recessed 1-25mm	Product weight	132gms
Fixing detail	Dual tension spring	Safety class	III
Orientation	Adjustable	Insulation class	III
IP rating	IP20	LED current (mA)	190mA
Glow wire test	850°	Voltage	AC230V
Trim material	Diecast alm.	Forward voltage	DC36V
Heatsink material	Diecast alm.	Driver	CC - Remote

## Photometric Graphs

Hue Bin vs Rf Graph



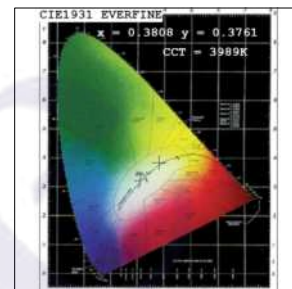
Color Vector Graph



Spectrum vs Wavelength Graph



CIE Chromaticity Graph



## Finish Options

### Trim Finish

- ☐ Matt White
- ☒ Matt Black
- ☐ Custom RAL Color

### Interior Finish

- ☒ Matt Black

## Dimming Options



Constant Current Driver  
7w 190mA 220-240V  
Non Dimmable



Constant Current Driver  
7w 190mA 220-240V  
Triac Dimmable



Constant Current Driver  
7w 190mA 220-240V  
Analog 0-10V / 1-10V Dimmable



Constant Current Driver  
7w 190mA 220-240V  
Dali Dimmable



Constant Current Driver  
7w 190mA 220-240V  
Dali Tunable



Constant Current Driver  
7w 190mA 220-240V  
RF Tunable (operated with RF remote)