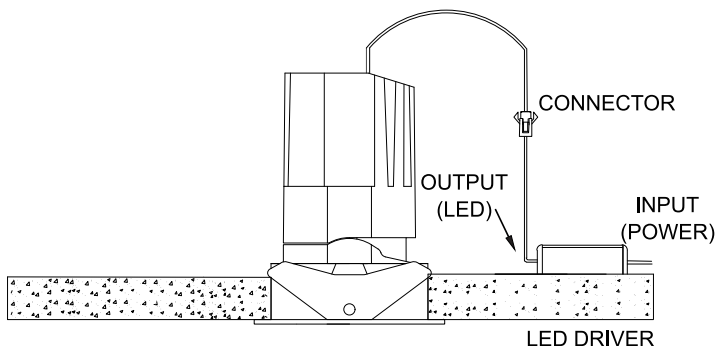
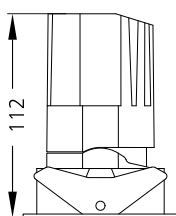


TENACE ROUND MF

#1060



Class III
220-240 V~50/60Hz

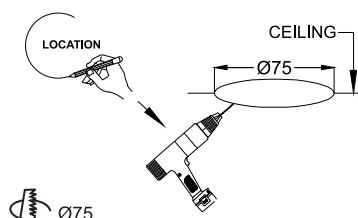
Power
12 Watts / 20 Watts

IP Rating
IP65

CAUTION - Must Be Installed By A Licensed Electrician Only.

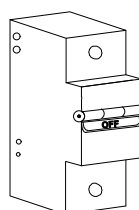
- Please read the instructions for the installation of fixture provided below. Warranty will be void unless followed.
- The installation and operation of this fixture must be in accordance with the national safety regulations. L'azure is not liable when damage is caused due to improper installation.
- Please read the detailed product specification sheet available at www.lazureworldwide.com for any technical information regarding the fixture.
- Over-voltage protection units should be installed in order to prevent electronic and electrical components from failing due to electrical spikes.

STEP 1



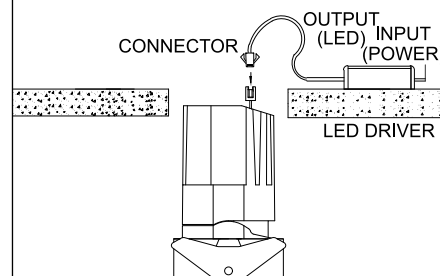
CUT A HOLE OF 75MM IN CEILING & CHECK FOR REQUIRED DEPTH IN CEILING

STEP 2



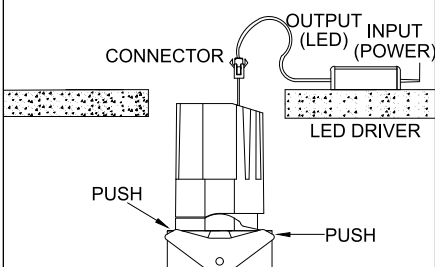
TURN OFF THE ELECTRICITY AT THE MAIN ELECTRICAL PANEL

STEP 3



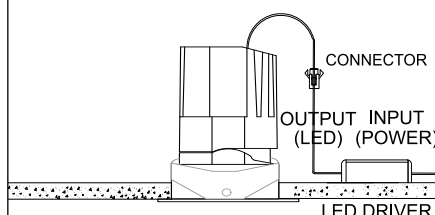
CONNECT THE MAINS CABLE TO THE DRIVER INPUT

STEP 4



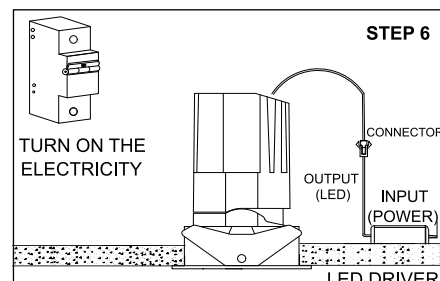
CONNECT THE FIXTURE WITH THE DRIVER USING CONNECTOR

STEP 5



ALIGN & INSTALL

STEP 6



THE FIXTURE IS INSTALLED

Disclaimer : 1. Due to continuous product improvement the installation method is subject to change.
2. Images and procedures are for representation and reference purpose only.