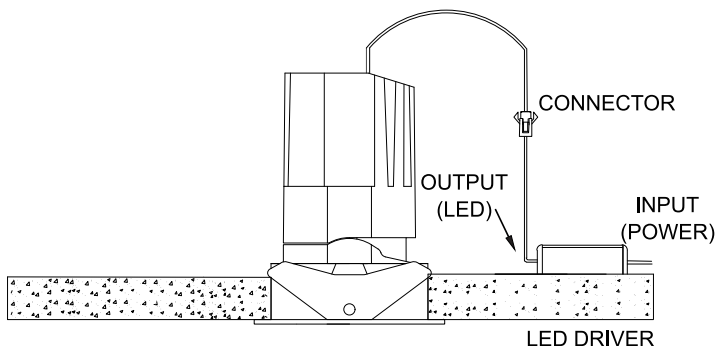
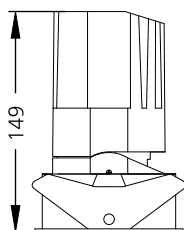


TENACE ROUND LF

#1064



Class III
220-240 V~50/60Hz

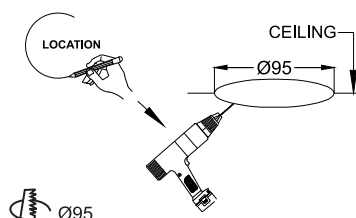
Power
25 Watts / 30 Watts

IP Rating
IP65

CAUTION - Must Be Installed By A Licensed Electrician Only.

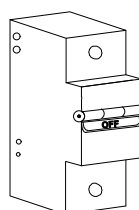
1. Please read the instructions for the installation of fixture provided below. Warranty will be void unless followed.
2. The installation and operation of this fixture must be in accordance with the national safety regulations. L'azure is not liable when damage is caused due to improper installation.
3. Please read the detailed product specification sheet available at www.lazureworldwide.com for any technical information regarding the fixture.
4. Over-voltage protection units should be installed in order to prevent electronic and electrical components from failing due to electrical spikes.

STEP 1



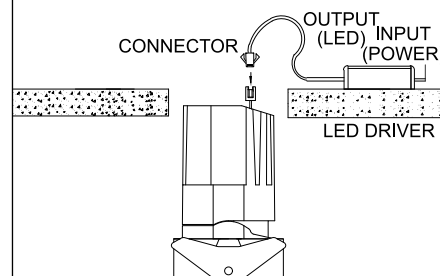
CUT A HOLE OF 95MM IN CEILING & CHECK FOR REQUIRED DEPTH IN CEILING

STEP 2



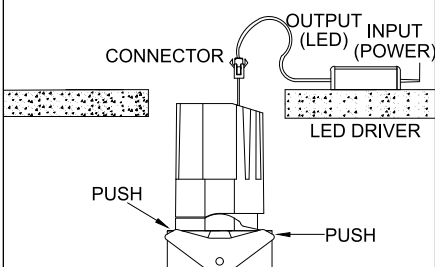
TURN OFF THE ELECTRICITY AT THE MAIN ELECTRICAL PANEL

STEP 3



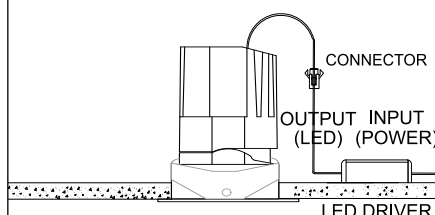
CONNECT THE MAINS CABLE TO THE DRIVER INPUT

STEP 4



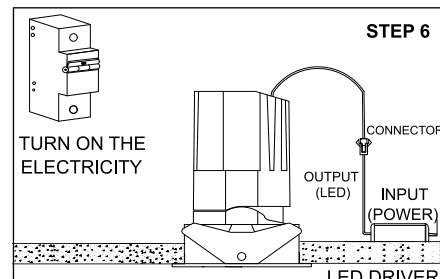
CONNECT THE FIXTURE WITH THE DRIVER USING CONNECTOR

STEP 5



ALIGN & INSTALL

STEP 6



THE FIXTURE IS INSTALLED

Disclaimer : 1. Due to continuous product improvement the installation method is subject to change.
2. Images and procedures are for representation and reference purpose only.