

# Opus Wallwash L T - #1182



25W



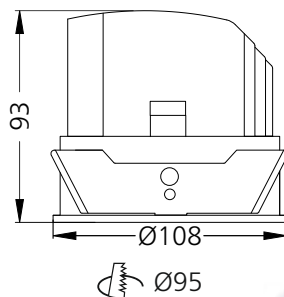
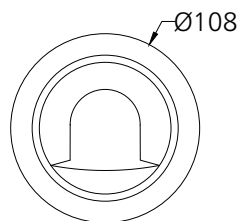
1695lm



2700K

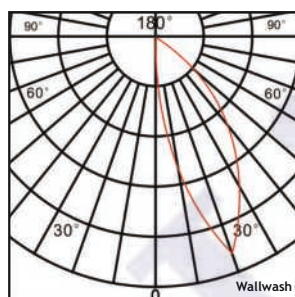


Wallwash



## Photometric Data

Light source	LED - Array	Light output ratio	55%
Power (W)	25W	Color rendering index (Ra)	>95
Delivered lumens	1695lm	Color rendering index (R9)	>85
Source lumens	3050lm	Binning MacAdam	<2 SDCM
Colour temperature (K)	2700K	LED life	L90 B10 Tj75°C
Luminaire efficacy	67.8lm/W	UGR	<19
Beam angle	Wallwash	Operating temperature	-20°C to +50°C
Cutoff angle	NA	Light distribution	Asymmetric - Wallwash



## Technical Data

Mounting detail	Ceiling - Recessed 1-25mm	Product weight	581gms
Fixing detail	Dual tension spring	Safety class	III
Orientation	Fixed	Insulation class	III
IP rating	IP20	LED current (mA)	600mA
Glow wire test	850°	Voltage	AC230V
Trim material	Diecast alm.	Forward voltage	DC36V
Heatsink material	Diecast alm.	Driver	CC - Remote

## Photometric Graphs

Hue Bin vs Rf Graph



Color Vector Graph



Spectrum vs Wavelength Graph



CIE Chromaticity Graph



## Finish Options

### Trim Finish

- ☐ Matt White
- ☒ Matt Black
- ☐ Custom RAL Color

### Reflector Finish

- ☐ Matt White
- ☒ Matt Black
- ☐ Specular
- ☐ Pearl Black
- ☐ Black Chrome
- ☐ Matt Silver
- ☐ Matt Gold

## Dimming Options



Constant Current Driver  
25w 600mA 220-240V  
Non Dimmable



Constant Current Driver  
25w 600mA 220-240V  
Triac Dimmable



Constant Current Driver  
25w 600mA 220-240V  
Analog 0-10V / 1-10V Dimmable



Constant Current Driver  
25w 600mA 220-240V  
Dali Dimmable



Constant Current Driver  
25w 600mA 220-240V  
Dali Tunable



Constant Current Driver  
25w 600mA 220-240V  
RF Tunable (operated with RF remote)