

Cylinder Glow L - #1124



3W (Up)
27W (Down)



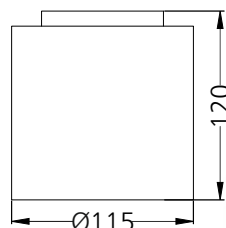
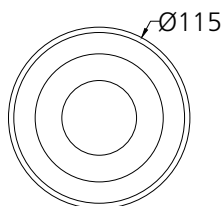
220lm (Up)
2403lm (Down)



3000K

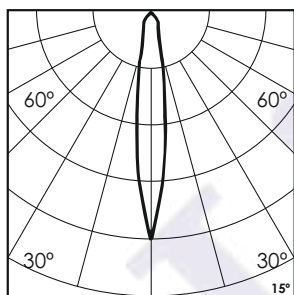


Diffused (Up)
15° (Down)



Photometric Data

Light source (Up+Down)	High Power+Array	Light output ratio (Up+Down)	55%+73%
Power (W) (Up+Down)	3W+27W	Color rendering index (Ra) (Up+Down)	>92+>95
Delivered lumens (Up+Down)	220lm+2403lm	Color rendering index (R9) (Up+Down)	>50+>85
Source lumens (Up+Down)	393lm+3267lm	Binning MacAdam	<2 SDCM
Colour temperature (K)	3000K	LED life	L90 B10 Tj75°C
Luminaire efficacy (Up+Down)	73lm/W+89lm/W	UGR	<16
Beam angle	Diffused (Up) 15° (Down)	Operating temperature	-20°C to +50°C
		Light distribution	Direct - Symmetric



Technical Data

Mounting detail	Ceiling - Surface	Product weight	464gms
Fixing detail	Mounting with Screw	Safety class	III
Orientation	Fixed	Insulation class	III
IP rating	IP44	LED current (mA)	750mA
Glow wire test	850°	Voltage	AC230V
Trim material	NA	Forward voltage	DC36V
Heatsink material	Diecast alm.	Driver	CC - In-built

Photometric Graphs

Hue Bin vs Rf Graph



Color Vector Graph



Spectrum vs Wavelength Graph



CIE Chromaticity Graph



Finish Options

Body Finish

- ☐ Matt White
- ☒ Custom RAL Color

Reflector Finish

- ☐ Specular
- ☒ Pearl Black

Dimming Options



Constant Current Driver
30w (3w+27w) 750mA
Non Dimmable - In-built



Constant Current Driver
30w (3w+27w) 750mA
Triac Dimmable - Remote



Constant Current Driver
30w (3w+27w) 750mA
Analog 0-10V / 1-10V Dimmable - Remote



Constant Current Driver
30w (3w+27w) 750mA
Dali Dimmable - Remote