

# Cylinder Glow L - #1124



3W (Up)  
27W (Down)



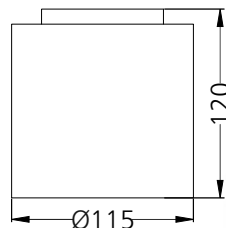
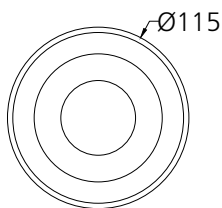
232lm (Up)  
2530lm (Down)



4000K

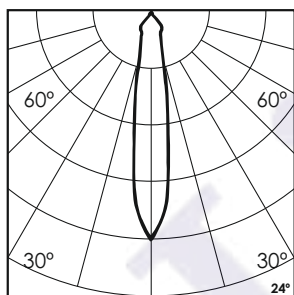


Diffused (Up)  
24° (Down)



## Photometric Data

Light source (Up+Down)	High Power+Array	Light output ratio (Up+Down)	55%+72%
Power (W) (Up+Down)	3W+27W	Color rendering index (Ra) (Up+Down)	>92+>95
Delivered lumens (Up+Down)	232lm+2530lm	Color rendering index (R9) (Up+Down)	>50+>85
Source lumens (Up+Down)	417lm+3483lm	Binning MacAdam	<2 SDCM
Colour temperature (K)	4000K	LED life	L90 B10 Tj75°C
Luminaire efficacy (Up+Down)	77lm/W+93lm/W	UGR	<16
Beam angle	Diffused (Up) 24° (Down)	Operating temperature	-20°C to +50°C
		Light distribution	Direct - Symmetric



## Technical Data

Mounting detail	Ceiling - Surface	Product weight	464gms
Fixing detail	Mounting with Screw	Safety class	III
Orientation	Fixed	Insulation class	III
IP rating	IP44	LED current (mA)	750mA
Glow wire test	850°	Voltage	AC230V
Trim material	NA	Forward voltage	DC36V
Heatsink material	Diecast alm.	Driver	CC - In-built

## Photometric Graphs

Hue Bin vs Rf Graph



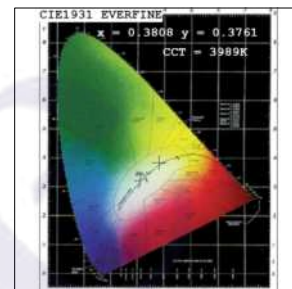
Color Vector Graph



Spectrum vs Wavelength Graph



CIE Chromaticity Graph



## Finish Options

### Body Finish

- ☐ Matt White
- ☒ Custom RAL Color

### Reflector Finish

- ☐ Specular
- ☒ Pearl Black

## Dimming Options



Constant Current Driver  
30w (3w+27w) 750mA  
Non Dimmable - In-built



Constant Current Driver  
30w (3w+27w) 750mA  
Triac Dimmable - Remote



Constant Current Driver  
30w (3w+27w) 750mA  
Analog 0-10V / 1-10V Dimmable - Remote



Constant Current Driver  
30w (3w+27w) 750mA  
Dali Dimmable - Remote