

# Trinsic - Surface Tilt L - #1292



25W



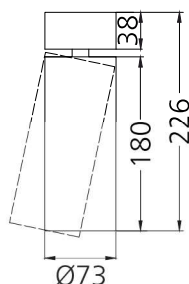
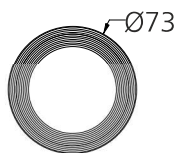
2052lm



3000K

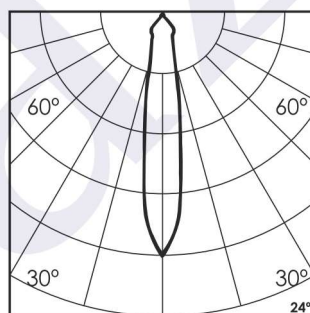
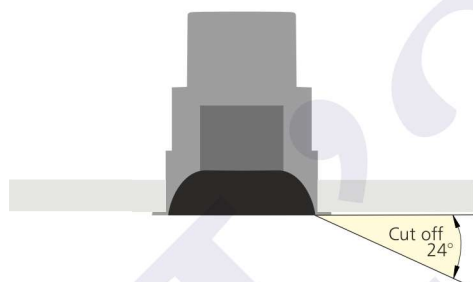


24°



## Photometric Data

Light source	LED - Array	Light output ratio	65%
Power (W)	25W	Color rendering index (Ra)	>95
Delivered lumens	2052lm	Color rendering index (R9)	>85
Source lumens	3125lm	Binning MacAdam	<2 SDCM
Colour temperature (K)	3000K	LED life	L90 B10 Tj75°C
Luminaire efficacy	82.11lm/W	UGR	<19
Beam angle	24°	Operating temperature	-20°C to +50°C
Cutoff angle	24°	Light distribution	Direct - Symmetric

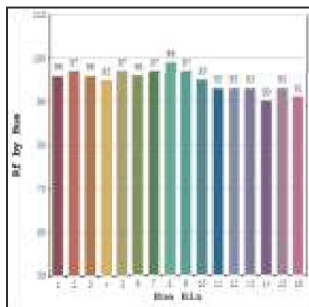


## Technical Data

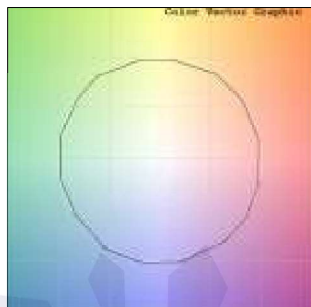
Mounting detail	Ceiling - Surface	Product weight	578gms
Fixing detail	Mounting with Screw	Safety class	III
Orientation	Adjustable	Insulation class	III
IP rating	IP20	LED current (mA)	600mA
Glow wire test	850°	Voltage	AC230V
Trim material	NA	Forward voltage	DC36V
Heatsink material	Diecast alm.	Driver	In-built

## Photometric Graphs

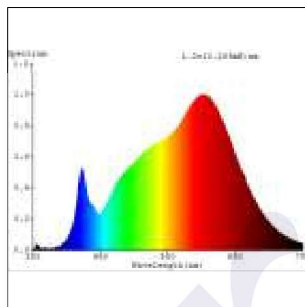
Hue Bin vs Rf Graph



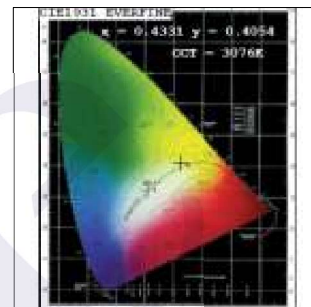
Color Vector Graph



Spectrum vs Wavelength Graph



CIE Chromaticity Graph



## Finish Options

### Body Finish

- ☐ Matt White
- ☒ Matt Black
- ☐ Custom RAL Color

### Interior Finish

- ☐ Matt White
- ☒ Matt Black
- ☐ Matt Silver
- ☐ Matt Gold

## Filter Options



Honeycomb Filter



Softening Lens

Above filters can be added to the fixture and need to be ordered as a separate accessory

## Dimming Options



Constant Current Driver  
25w 600mA 220-240V  
Non Dimmable



Constant Current Driver  
25w 600mA 220-240V  
Triac Dimmable



Constant Current Driver  
25w 600mA 220-240V  
Analog 0-10V / 1-10V Dimmable



Constant Current Driver  
25w 600mA 220-240V  
Dali Dimmable

L'azure constantly strives to improve our products using the latest technological advancements in the industry.  
Due to which the data mentioned in the data sheet is subject to change without prior notice.